

LSSM Series

5"/7"/9"

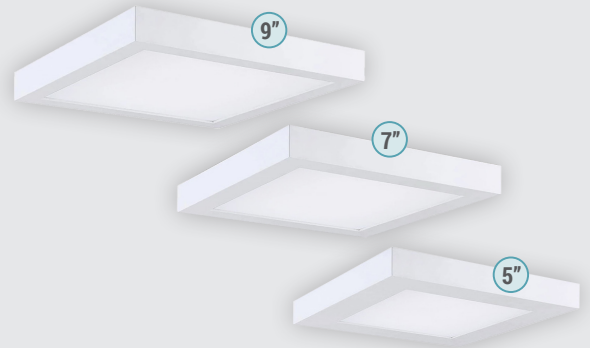
Square Surface Mount Downlight with 5CCT Selector

| | | | | | |
|---------------|---------------|-------------|-------|-------|-------|
| Project Name: | Order Number: | Prepare by: | Note: | Date: | Type: |
| | | | | | |

SQUARE SURFACE MOUNT

The **LSSM Series** LED Square Slim Surface Downlight comes with integrated design perfect and all mounting hardware for quick and easy installation is included. Available in 4 different size apertures. LED surface mounted luminaire with the appearance of a recessed downlight. This downlight is compatible with most LED dimmers, letting you smoothly dim from 10% to 100% without it flickering.

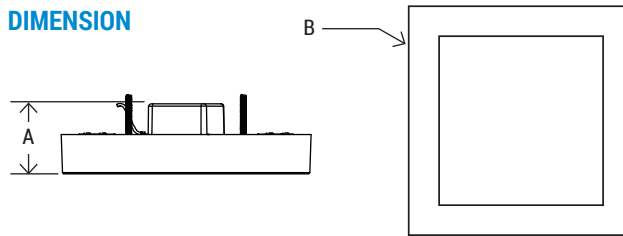
Perfect use for residential housings, condominiums, the healthcare facility, shopping centers and hospitality industry.



Select color temperature from

- 2700K **WARM WHITE**
- 3000K **SOFT WHITE**
- 3500K **NATURAL WHITE**
- 4000K **COOL WHITE**
- 5000K **DAYLIGHT**

DIMENSION



| MODEL# | MRSM510 | MRSM713 | MRSM918 |
|----------|---------|---------|---------|
| A | 2.36" | 2.36" | 2.36" |
| B | 5.51" | 7.48" | 9.06" |

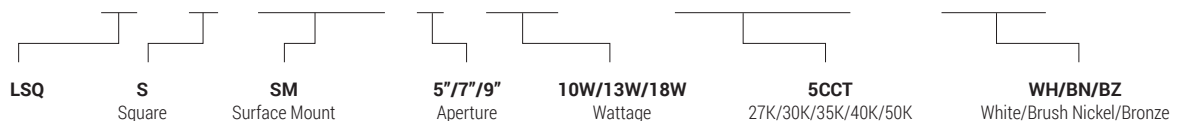
Energy Star® and ETL certified. It can be used to comply with Title-24 and JA8 high efficacy light source requirements.

TECHNICAL SUMMARY

| MODEL # | FINISH | LUMENS | WATTS | EFFICACY | CRI | VOLTAGE | BEAM ° | CCT | PF | LIFE | OPERATING TEMP. |
|---------------------|-----------------------------|-------------|------------|----------|-----|------------------------|--------|---|------|------------|-----------------|
| LSSM510-5CCT | WH (White) | 580 | 10W | 55 lm/W | 90 | 120V, 60 Hz | 95° | 2700K/ 3000K/ 3500K/ 4000K/ 5000K | >0.9 | 50,000 hrs | -5°F ~ 104°F |
| LSSM713-5CCT | BN (Brush Nickel) | 750 | 13W | 56 lm/W | | | | | | | |
| LSSM918-5CCT | BZ (Bronze) | 1050 | 18W | 57 lm/W | | | | | | | |

PART NUMBER ORDERING SUMMARY

L S S M 7 13 - 5 C C T - W H



LSSM Series

5"/7"/9"

Square Surface Mount Downlight with 5CCT Selector

| Project Name: | Order Number: | Prepare by: | Note: | Date: | Type: |
|---------------|---------------|-------------|-------|-------|-------|
| | | | | | |

CONSTRUCTION

Unit includes die-cast metal housing, LED array, heat sink, lens, and metal trim with white, brush nickel and bronze finish.

OPTICS

- High quality PC lens
- Efficiency LED array
- Diffuse for uniform illumination

DRIVER

- High efficiency integral 120V 60Hz constant current dimmable driver.
- Smooth flicker free deep dimming to 10%

MOUNTING

- Surface mount on junction box.
- Surface mounting bracket included.

LISTING

ETL Listed, Energy Star Listed, Suitable for Wet Locations, Title 24 JA8-2022, RoHS, Air-Tite Certified

WARRANTY

5 years manufacturer warranty, consult factory for more details. Terms and conditions may apply.

FINISH COLOR



RECOMMENDED DIMMERS

LUTRON

- TGCL-153PH-WH
- DVCL-153PR
- P-PKG1W-WH-R
- CTCL-153PDH-WH


LEVITON

- R00-RNL06-TW
- R50-IPL06-10M

ACCESSORIES (INCLUDED)



WIRE NUTS



SCREW A



SCREW B