

# LRSM Series


## 5"/7"/9"/13" Round Surface Mount Downlight with 5CCT Selector

Project Name:	Order Number:	Prepare by:	Note:	Date:	Type:

### ROUND SURFACE MOUNT

The **LRSM Series** LED Round Slim Surface Downlight comes with integrated design perfect and all mounting hardware for quick and easy installation is included. Available in 4 different size apertures. LED surface mounted luminaire with the appearance of a recessed downlight. This downlight is compatible with most LED dimmers, letting you smoothly dim from 10% to 100% without it flickering.

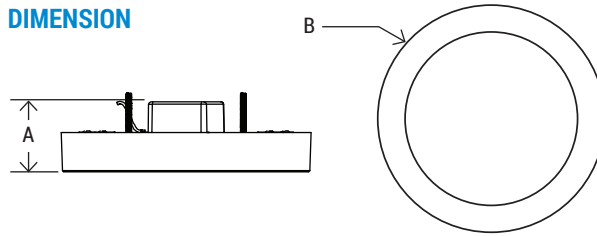
Perfect use for residential housings, condominiums, the healthcare facility, shopping centers and hospitality industry.



Select color temperature from

- 2700K **WARM WHITE**
- 3000K **SOFT WHITE**
- 3500K **NATURAL WHITE**
- 4000K **COOL WHITE**
- 5000K **DAYLIGHT**

### DIMENSION



MODEL#	MRSM510	MRSM713	MRSM918	MRSM1325
<b>A</b>	2.36"	2.36"	2.36"	2.36"
<b>B</b>	5.51"	7.48"	9.06"	12.6"

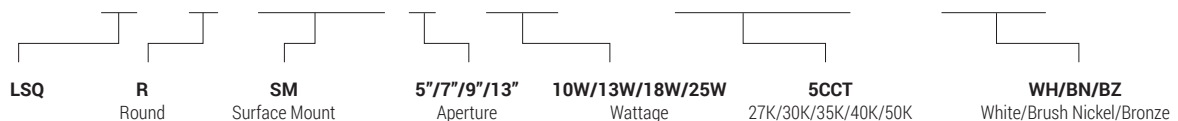
Energy Star® and ETL certified. It can be used to comply with Title-24 and JA8 high efficacy light source requirements.

### TECHNICAL SUMMARY

MODEL #	FINISH	LUMENS	WATTS	EFFICACY	CRI	VOLTAGE	BEAM °	CCT	PF	LIFE	OPERATING TEMP.
<b>LRSM510-5CCT</b>	<b>WH</b> (White) <b>BN</b> (Brush Nickel) <b>BZ</b> (Bronze)	<b>580</b>	<b>10W</b>	55 lm/W	90	<b>120V, 60 Hz</b>	95°	2700K/ 3000K/ 3500K/ 4000K/ 5000K	>0.9	50,000 hrs	-5°F ~ 104°F
<b>LRSM713-5CCT</b>		<b>750</b>	<b>13W</b>	56 lm/W							
<b>LRSM918-5CCT</b>		<b>1050</b>	<b>18W</b>	57 lm/W							
<b>LRSM1325-5CCT</b>		<b>1375</b>	<b>25W</b>	55 lm/W							

### PART NUMBER ORDERING SUMMARY

**L R S M 7 13 - 5CCT - WH**



# LRSM Series

5"/7"/9"/13"

Round Surface Mount Downlight with 5CCT Selector

Project Name:	Order Number:	Prepare by:	Note:	Date:	Type:

## CONSTRUCTION

Unit includes die-cast metal housing, LED array, heat sink, lens, and metal trim with white, brush nickel and bronze finish.

## OPTICS

- High quality PC lens
- Efficiency LED array
- Diffuse for uniform illumination

## DRIVER

- High efficiency integral 120V 60Hz constant current dimmable driver.
- Smooth flicker free deep dimming to 10%

## MOUNTING

- Surface mount on junction box.
- Surface mounting bracket included.

## LISTING

ETL Listed, Energy Star Listed, Suitable for Wet Locations, Title 24 JA8-2022, RoHS, Air-Tite Certified

## WARRANTY

5 years manufacturer warranty, consult factory for more details. Terms and conditions may apply.

## FINISH COLOR



## RECOMMENDED DIMMERS

### LUTRON

- TGCL-153PH-WH
- DVCL-153PR
- P-PKG1W-WH-R
- CTCL-153PDH-WH


### LEVITON

- R00-RNL06-TW
- R50-IPL06-10M

## ACCESSORIES (INCLUDED)



WIRE NUTS



SCREW A



SCREW B