

L-SL-SQ Series

SQUARE Twin Heads Motion Sensor Security Fixture


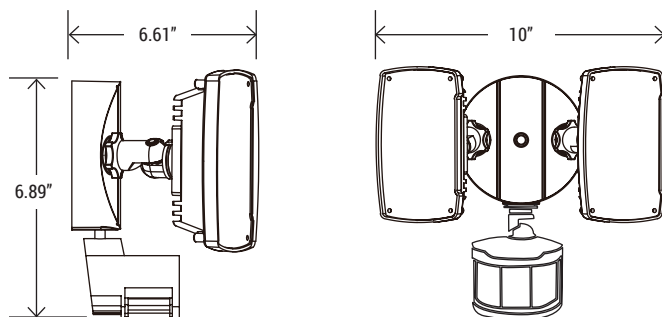
Project Name:	Order Number:	Prepare by:	Note:	Date:	Type:

SQUARE TWIN HEADS

The **L-SL-SQ** square twin head security light increases safety and security for the area by illuminating dark exterior areas. It comes with a automate motion and photocell sensor. Light can be turned on automatic at night when the motion sensor pickup any movement within the detect range. Also, the dusk-to-dawn technology allowing the light to be turned ON at night and turned OFF in the morning when it has been put into Dusk to Dawn mode. The **L-SL-SQ** security light is Energy Star® and UL certi ied. It's designed to be robust and long lasting, the die-casting aluminum housing protects the light against extreme weather. It satis ies most application needs in landscaping, side walk, parking lots, public area and other outdoor usage.



DIMENSION



Dusk-To-Dawn

The dusk-to-dawn technology allowing the light to be turned ON at night and turned OFF in the morning.

Energy Star® and ETL certified. It can be used to comply with Title-24 and JA8 high efficacy light source requirements.

TECHNICAL SUMMARY

MODEL #	LUMENS	WATTS	EFFICACY	CRI	VOLTAGE	DETEC-TION	CCT	PF	LIFE	OPERATING TEMP.
L-SL-SQ-WH-50K	1400	20W	70 lm/W	90	120V-277V 60 Hz	up to 10ft	5000K	>0.9	50,000 hrs	-5°F ~ 104°F
L-SL-SQ-BZ-50K										

PART NUMBER ORDERING SUMMARY

L - SL - SQ - WH - 50K

LSQ

SL
Security Light

SQ
Square

WH/BZ
White/Bronze

50K
CCT

L-SL-SQ Series



SQUARE Twin Heads Motion Sensor Security Fixture

Project Name:	Order Number:	Prepare by:	Note:	Date:	Type:

ADJUSTABLE MOTION & PHOTOCELL SENSOR

- Motion detect sensitivity adjustable
- Lighting time adjustable
- Automate dusk-to-dawn functionality

CONSTRUCTION

- Unit includes die-cast aluminum housing, LED array, heat sink, lens, foam gasket and adjustable motion sensor
- High quality PC lens
- Efficiency LED array
- Diffuse for uniform illumination

DRIVER

- High efficiency integral 120V-277V 60Hz universal input voltage

MOUNTING

- Pre-wired motion sensor
- Wiring nuts and fasten included

LISTING

UL Listed, Energy Star Listed, Suitable for Damp Locations, Title 24 JA8-2022, RoHS

WARRANTY

5 years manufacturer warranty, consult factory for more details. Terms and conditions may apply.

AVAILABLE COLORS

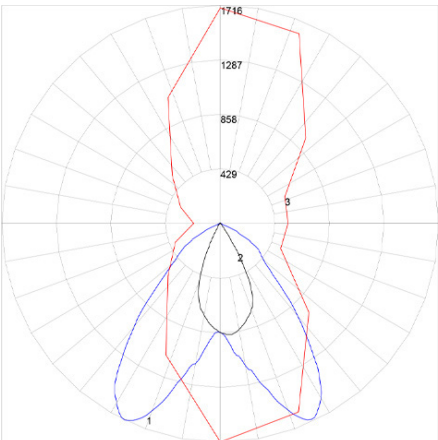


L-SL-SQ-WH-50K
In White



L-SL-SQ-BZ-50K In
Bronze

PHOTOMETRY



Maximum Candela = 1716.42 Located At Horizontal Angle = 270, Vertical Angle = 26
1 - Vertical Plane Through Horizontal Angles (270° - 90°) (Through Max. Cd.)
2 - Vertical Plane Through Horizontal Angles (0° - 180°)
3 - Horizontal Cone Through Vertical Angle (26°) (Through Max. Cd.)