

# LVL Series

## 2'/3' LED Vanity Bath Light Fixture


Project Name:	Order Number:	Prepare by:	Note:	Date:	Type:

This **LVL** LED vanity bath light offers a modern and streamlined look for your living space. It's designed to be mounted Horizontally or vertically easily. With the powder coated painted die-formed cold-rolled steel frame and high transmission white acrylic lens, this energy-efficient product will illuminate your home for a very long period.

Perfect use for residential housings, condominiums, hotel and hospitality industry.



### DIMENSION



MODEL#	MWVL2FT28W	MWVL3FT36W
<b>A</b>	24.75"	48.8"
<b>B</b>	4"	4.11"
<b>C</b>	5.875"	5"



- Select color temperature from
- 3500K **NATURAL WHITE**
  - 4000K **COOL WHITE**
  - 5000K **DAYLIGHT**

### TECHNICAL SUMMARY

MODEL #	LUMENS	WATTS	EFFICACY	CRI	VOLTAGE	BEAM °	CCT	PF	LIFE	OPERATING TEMP.
<b>LVL2FT 25W 30K</b>	1750	25W	70 lm/W	80	120V, 60 Hz	104°	30/40/50K	>0.9	50,000 hrs	-4°F ~ 104°F
<b>LVL3FT 36W 30K</b>	3060	36W	85 lm/W				3000K			

### PART NUMBER ORDERING SUMMARY

## L V L 2 F T 2 5 W 3 0 K



## 2/3' LED Vanity Bath Light Fixture

Project Name:	Order Number:	Prepare by:	Note:	Date:	Type:

### CONSTRUCTION

- Unit includes steel frame, LED array, heat sink, lens
- Die-formed cold-rolled steel with powder coated paint

### OPTICS

- High transmission white acrylic lens with satin nickel trim
- Efficiency LED array
- Diffuse for uniform illumination

### DRIVER

- 120V 60Hz input voltage
- Smooth flicker free deep dimming

### MOUNTING

- Surface mount on junction box

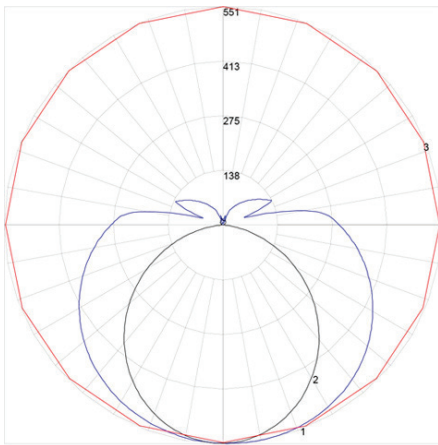
### LISTING

UL Listed, Energy Star Listed, Suitable for Wet Locations, Title 24 JA8-2022, RoHS

### WARRANTY

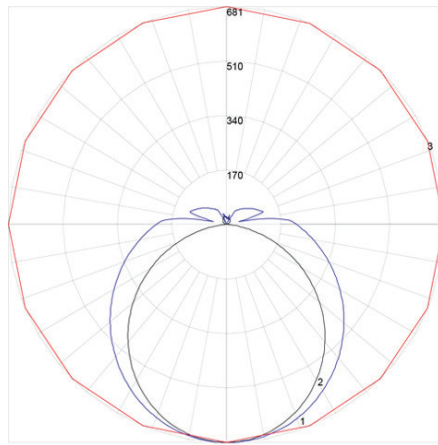
5 years manufacturer warranty, consult factory for more details. Terms and conditions may apply.

### PHOTOMETRY



Maximum Candela = 550.95 Located At Horizontal Angle = 90, Vertical Angle = 5  
 # 1 - Vertical Plane Through Horizontal Angles (90 - 270) (Through Max. Cd.)  
 # 2 - Vertical Plane Through Horizontal Angles (0 - 180)  
 # 3 - Horizontal Cone Through Vertical Angle (5) (Through Max. Cd.)

**LVL2FT25W30K**



Maximum Candela = 680.53 Located At Horizontal Angle = 315, Vertical Angle = 1  
 # 1 - Vertical Plane Through Horizontal Angles (315 - 135) (Through Max. Cd.)  
 # 2 - Vertical Plane Through Horizontal Angles (0 - 180)  
 # 3 - Horizontal Cone Through Vertical Angle (1) (Through Max. Cd.)

**LVL3FT36W30K**

### RECOMMENDED DIMMERS

#### LUTRON

- TGCL-153PH-WH
- DVCL-153PR
- P-PKG1W-WH-R
- CTCL-153PDH-WH

#### LEVITON

- R00-RNL06-TW
- R50-IPL06-10M