

# LHB26-210W

## 2' 210W Twin Panel Linear High Bay Fixture

Project Name:	Order Number:	Prepare by:	Note:	Date:	Type:


**210 WATTS**

The **LHB26-210W**-series  
These Single panel LED linear high bay light fixtures are excellent for perfect solution for commercial lighting needs in garages, warehouses and other commercial spaces. They are designed to replace your existing fluorescent or halogen high bays for more modern, efficient, and safe lighting. These fixtures are DLC and UL certified.

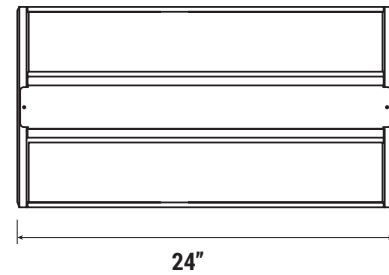
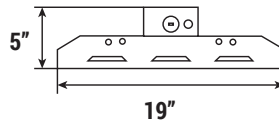


### MOUNTING ( INCLUDED )

### DIMENSION



Hook and Chain



### TECHNICAL SUMMARY

LUMENS	WATTS	EFFICACY	CRI	VOLTAGE	BEAM °	CCT	PF	LIFE	OPERATING TEMP.
28350	210W	135 lm/W	80	120V-277V	120	4000K 5000K	>0.9	50,000 hrs	-40°F ~ 104°F
				347-480V (Optional)					

### PART NUMBER ORDERING SUMMARY

# LHB26-210W



# LHB26-210W

## 2' 210W Twin Panel Linear High Bay Fixture

Project Name:	Order Number:	Prepare by:	Note:	Date:	Type:

### CONSTRUCTION

- Unit includes heavy duty metal frame, LED array, heat sink, and lens.
- High quality frosted PC lens.
- Efficiency LED array.
- Diffuse for uniform illumination.
- CRI 80+

### DRIVER

- 120-277V universal input voltage.
- 347-480V universal input voltage ( Optional).
- 0-10V smooth flicker free dimmable.

### MOUNTING

- Ceiling mounting
- Pendant Mount

### LISTING

- DLC Listed
- UL 8750 LED equipment in Lighting Products


### WARRANTY

5 years manufacturer warranty, consult [www.lightingsquared.com](http://www.lightingsquared.com) for more details.

\* Terms and conditions may apply.

\*5 years limited LED luminaire warranty to the original purchaser that the luminaire shall be free from defects in materials and workmanship from date of shipment, when under properly installed at normal conditions of use. The warranty may not cover physical damage or abuse under certain conditions.

### ACCESSORIES (SOLD SEPARATELY)



#### LHV-8W-EM

- Input Voltage 120-277V
- 8W Output
- Output Voltage 150-200Vdc



#### LHV-25W-EM

- Input Voltage 120-347V
- 25W Output
- Output Voltage  $\leq$  175Vdc

### OCCUPANCY SENSORS (SOLD SEPARATELY)



#### LBRI819-B-O

120-277v On/off Passive  
Infrared Occupancy Sensor



#### LBRI819-B-D

Bi-level passive infrared  
Occupancy sensor