

LBLPL22-WS-3CCT

3CCT & Wattage Adjustable Backlit Panel Fixture

Project Name:	Order Number:	Prepare by:	Note:	Date:	Type:

20, 30, 40 WATTS

The **LBLPL22-WS-3CCT** series

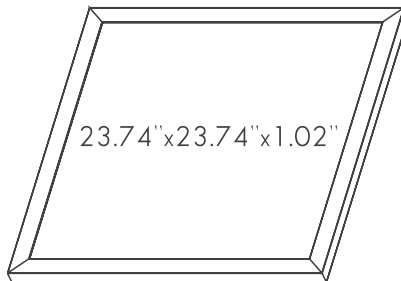
The LBLPL22-WS3CCT back-lit panel light provides excellent solution for commercial and industrial applications by offering even edge-to-edge lighting. Color temperature can be switch to 3500K neutral white, 4000K cool white and 5000K daylight. The input wattage can be adjustable to 3 different level that helps you to save energy cost. With the ultra thin design they are perfect for applications with shallow drop ceilings. The MBLPL22-WS3CCT is UL certified. It is popular in office, warehouse, public area and other commercial area.



DIMENSION

Select color temperature from

- 3500K **NATURAL WHITE**
- 4000K **COOL WHITE**
- 5000K **DAYLIGHT**

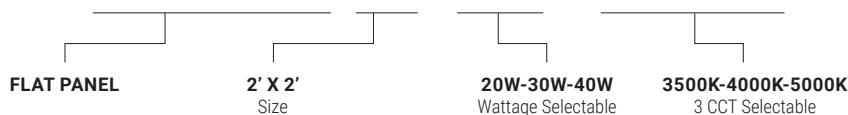


TECHNICAL SUMMARY

LUMENS	WATTS	EFFICACY	CRI	VOLTAGE	BEAM °	CCT	PF	LIFE	OPERATING TEMP.
2200 3300 4400	20W 30W 40W	110 lm/W	80	120 to 277Vac 60Hz	110	3500K 4000K 5000K	>0.9	50,000 hrs	-4°F ~ 104°F

PART NUMBER ORDERING SUMMARY

LBLPL22-WS-3CCT



LBLPL22-WS-3CCT

3CCT & Wattage Adjustable Backlit Panel Fixture

Project Name:	Order Number:	Prepare by:	Note:	Date:	Type:

3 CCT

- Select color temperature from 3500K natural white, 4000K cool white, or 5000K daylight for your environment.

3 ADJUSTABLE INPUT WATTAGE

- Wattage can be switch to 20W, 30W and 40W to save energy cost.

CONSTRUCTION

- Unit includes aluminum frame, LED array, lens and mounting hooks.
- High quality PC lens.
- Efficiency LED array.
- Diffuse for uniform illumination.

DRIVER

- 120-277V universal input voltage.
- 0-10V smooth flicker free dimmable.

MOUNTING

- Unit includes aluminum housing, LED array, lens and mounting hooks
- High quality PC lens.
- Efficiency LED array.
- Diffuse for uniform illumination.
- CRI 80

LISTING

- UL certified.
- EMI/RFI emissions per FCC 47CFR Part 15B.
- RoHS compliant, contains no mercury or lead.
- Suitable for wet locations.

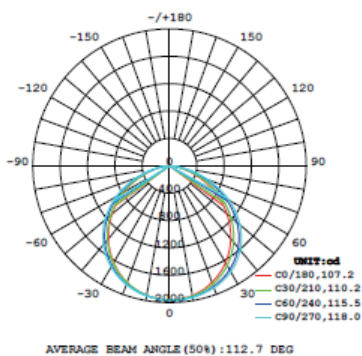
WARRANTY

- 5 years manufacturer warranty, consult www.lightingsquared.com for more details.
- * Terms and conditions may apply.

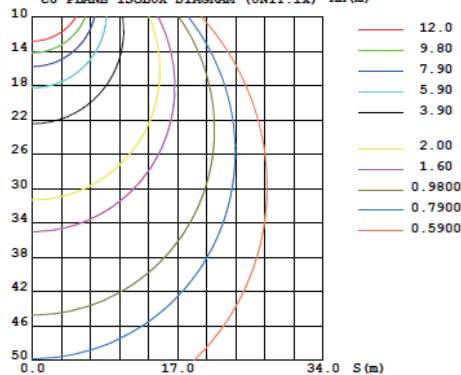
*5 years limited LED luminaire warranty to the original purchaser that the luminaire shall be free from defects in materials and workmanship from date of shipment, when under properly installed at normal conditions of use. The warranty may not cover physical damage or abuse under certain conditions.

PHOTOMETRY

LUMINOUS INTENSITY DISTRIBUTION DIAGRAM



CO PLANE ISOLUX DIAGRAM (UNIT: lx) MH (m)



ACCESSORIES (SOLD SEPARATELY)



LHV-8W-EM

- Input Voltage 120-277V
- 8W Output
- Output Voltage 150-200Vdc



LHV-25W-EM

- Input Voltage 120-347V
- 25W Output
- Output Voltage ≤ 175Vdc



LSK-5FT

- 5ft Durable steel cable
- Length adjustable
- Compatible with panel light on the market

MOUNTING (SOLD SEPARATELY)



L22-SM

L22-SMKIT-80MM